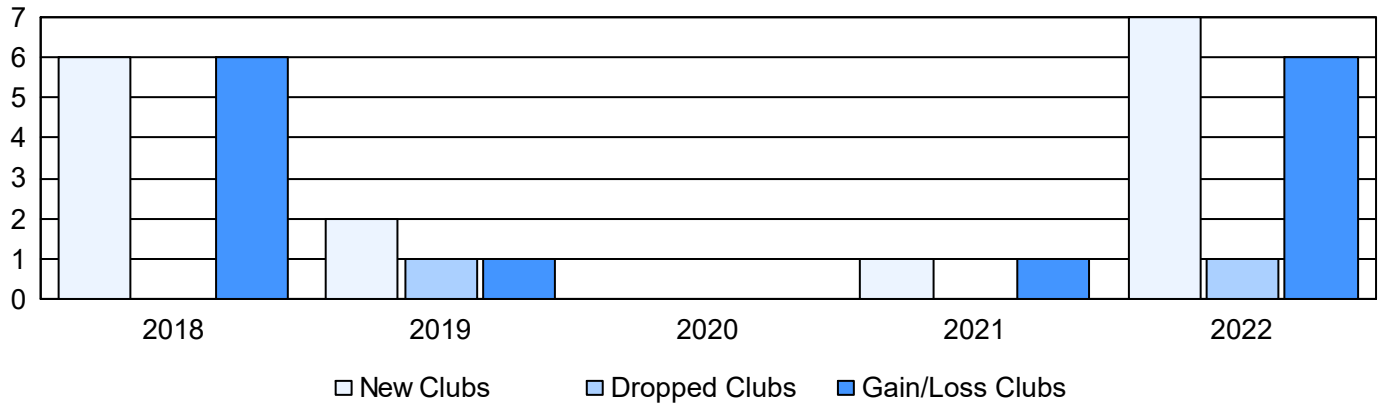
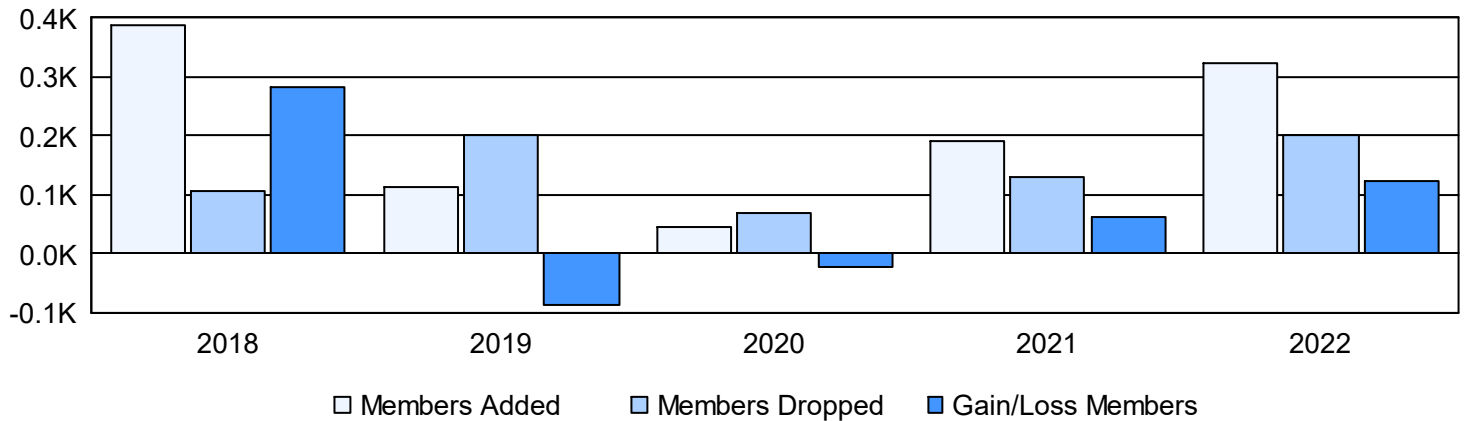


| Year | New Clubs | Dropped Clubs | Gain/ Loss Clubs | New Members | Charter Members | Reinstate Members | Transfer Members | Total Member Added | Total Members Dropped | Gain/ Loss Members |
|----------------|-----------|---------------|------------------|-------------|-----------------|-------------------|------------------|--------------------|-----------------------|--------------------|
| 2017-2018 | 6 | 0 | 6 | 178 | 204 | 3 | 2 | 387 | 105 | 282 |
| 2018-2019 | 2 | 1 | 1 | 53 | 55 | 3 | 2 | 113 | 200 | -87 |
| 2019-2020 | 0 | 0 | 0 | 39 | 6 | 0 | 2 | 47 | 70 | -23 |
| 2020-2021 | 1 | 0 | 1 | 151 | 35 | 3 | 3 | 192 | 130 | 62 |
| 2021-2022 | 7 | 1 | 6 | 128 | 186 | 11 | 0 | 325 | 200 | 125 |
| Average | 3 | 0 | 3 | 110 | 97 | 4 | 2 | 213 | 141 | 72 |

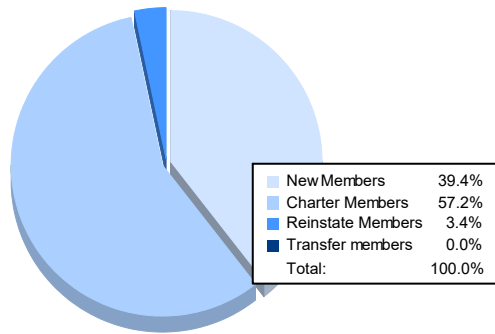
Clubs



Members



Membership Composition June 2022 Cumulative



Gender Composition June 2022 Cumulative

